

REV	DESCRIPTION OF REVISION	ECN No.	BY	DATE	APPROVED
A	INITIAL RELEASE	—	L. Ma	09/10/11	M. Dong

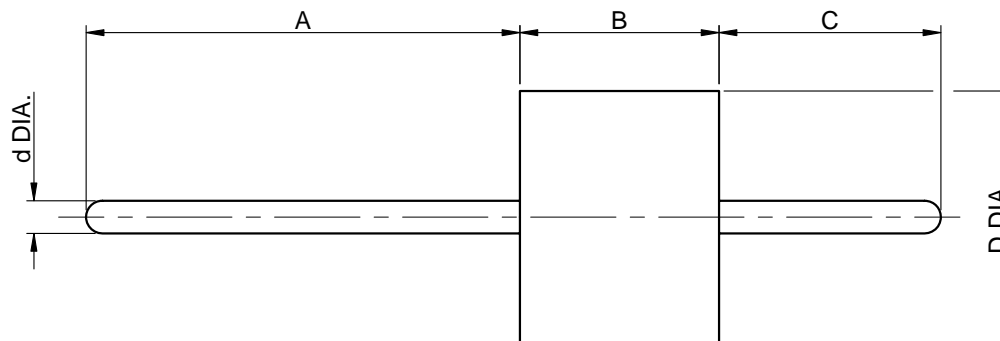
## TECHNICAL DATA

Impedance: 50  $\Omega$

Body & Pin Contact Material: Kovar

Body & Pin Contact Finish: According to MIL-G-45204, Type 3, Grade A, Class 1 (50 micro inches min) over (100 micro inches min) electroless Ni.


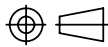
Insulator Material: Glass



d DIA.	D DIA.	A	B	C	Part No.
0.23 [.009]	1.73 [.068]	3.05 [.120]	1.40 [.055]	0.76 [.030]	GB-001
0.31 [.012]	1.93 [.076]	1.02 [.040]	1.40 [.055]	2.03 [.080]	GB-002
0.38 [.015]	2.49 [.098]	1.27 [.050]	1.57 [.062]	4.57 [.180]	GB-003
0.46 [.018]	2.79 [.110]	1.78 [.070]	1.52 [.060]	4.32 [.170]	GB-004
0.51 [.020]	4.01 [.158]	1.27 [.050]	1.52 [.060]	3.18 [.125]	GB-005

### NOTES:

1. ALL SPECIFICATIONS ARE SUBJECT TO CHANGE WITHOUT NOTICE AT ANY TIME
2. CUSTOMER OUTLINE DRAWING FOR REFERENCE ONLY

DRAWN: L. Ma 09/10/11	TITLE:	 <a href="http://www.cmppter.com">www.cmppter.com</a>			
ENGINEER: J. Zhu 09/10/11	Glass Bead Assembly, Hermetic Seal, 50 $\Omega$				
APPROVED: M. Dong 09/10/11		 DIMENSIONS IN MILLIMETERS (mm)			
TOLERANCE UNLESS OTHERWISE SPECIFIED	PART No.: GB-XXX				
X ±0.50 [.019"] .X ±0.20 [.008"] .XX ±0.10 [.004"] ANGLES ±1°					