

REV	DESCRIPTION OF REVISION	ECN No.	BY	DATE	APPROVED
A	INITIAL RELEASE	—	L. Ma	07/15/10	07/15/10

TECHNICAL DATA

■ Electrical data

Impedance	50 Ω
Frequency range	0~65 GHz
VSWR	1.25:1

■ Mechanical data

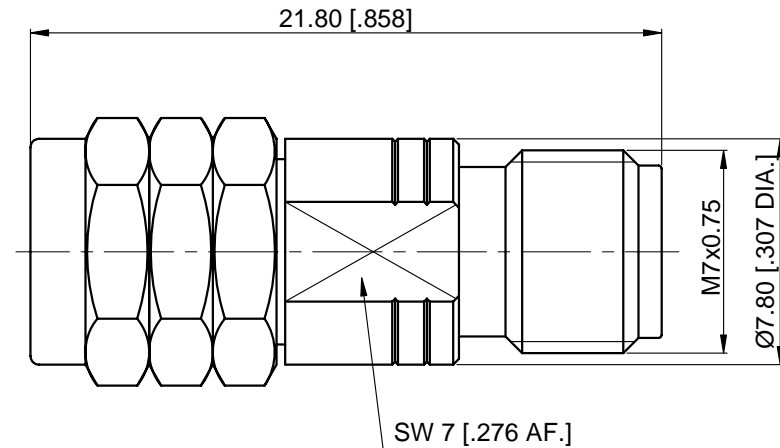
Temperature range	-55 °C ~ +165 °C
Durability (matings)	>500

■ Material data

Body	Stainless Steel (SU303), Passivated
Pin Contact	Beryllium Copper Alloy, Gold-plated
Insulator	PEI


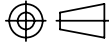
■ Interface Standards

1.85mm	IEC-61169
--------	-----------



NOTES:

- ALL SPECIFICATIONS ARE SUBJECT TO CHANGE WITHOUT NOTICE AT ANY TIME
- CUSTOMER OUTLINE DRAWING FOR REFERENCE ONLY

DRAWN: L. Ma 07/15/10	TITLE: Precision Adapter, 1.85mm Male to 1.85mm Female	 www.cmppter.com				
ENGINEER: J. Zhu 07/15/10						
APPROVED: M. Dong 07/15/10		 DIMENSIONS IN MILLIMETERS (mm)				
TOLERANCE UNLESS OTHERWISE SPECIFIED		PART No.: P-1.85M-1.85F-208	SIZE: A4	SCALE: 4:1	SHEET: 1/1	REV: A
X	±0.50 [.019"]					
.X	±0.20 [.008"]					
.XX	±0.10 [.004"]					
ANGLES	±1°					