

REVISIONS

REV	DESCRIPTION OF REVISION	ECN No.	DATE	APPROVED
A	INITIAL RELEASE	---	02/14/2007	M. Dong
B	DIMENSIONS CHANGED	---	03/15/2009	M. Dong
C	DIMENSIONS CHANGED	---	02/29/2016	M. Dong

TECHNICAL DATA

Electrical

Impedance 50 Ω  
 Frequency range 0~6 GHz  
 Insulation resistance ≥5x10<sup>3</sup> MΩ  
 Withstanding voltage 1000 V

Mechanical & Environmental

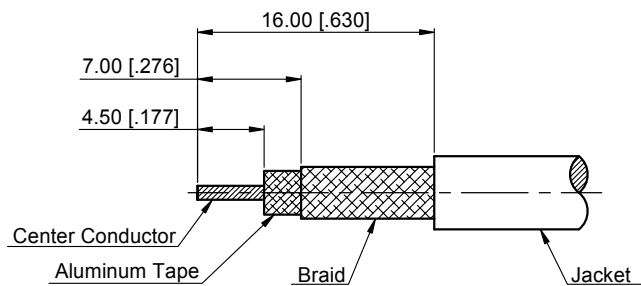
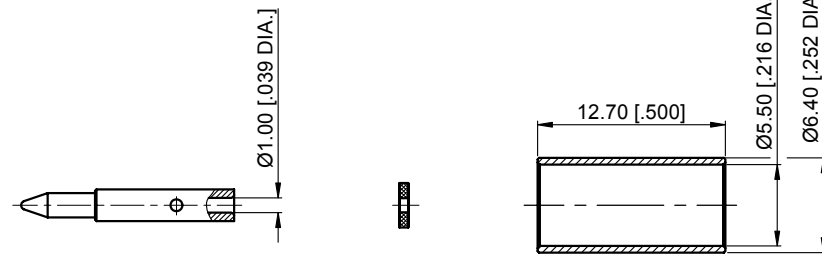
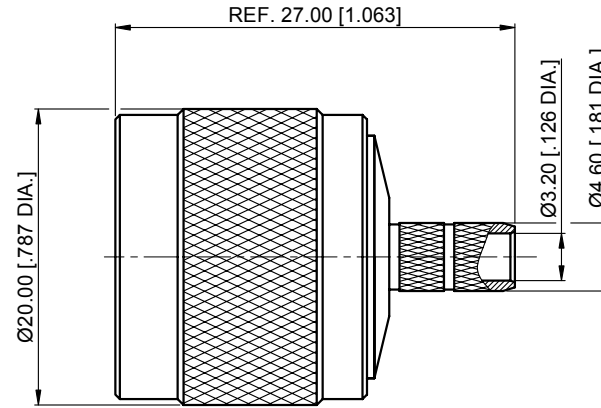
Durability (matings) >500  
 Temperature range -55 °C ~ +165 °C  
 RoHS Compliant Yes

Material & Finish

Body Brass, Nickel-plated  
 Pin Contact Brass, Gold-plated  
 Coupling Nut Brass, Nickel-plated  
 Crimp Ferrule Copper, Nickel-plated  
 Insulator PTFE  
 Gasket Silicone Rubber

Interface Standards

N IEC-60169



Recommend Cable Stripping Dimensions

- 1. CRIMP FERRULE  
HEX. CRIMP TOOL SIZE : 5.4 [.213]
- 2. CRIMP PIN CONTACT  
HEX. CRIMP TOOL SIZE : 1.73 [.068]

NOTES:

- 1. ALL SPECIFICATIONS ARE SUBJECT TO CHANGE WITHOUT NOTICE AT ANY TIME
- 2. UNLESS OTHERWISE SPECIFIED ALL DIMENSIONS ARE NOMINAL.

UNLESS OTHERWISE SPECIFIED, DIMENSIONS ARE IN MILLIMETERS [INCHES].  
 UNLESS OTHERWISE SPECIFIED DIMENSIONAL TOLERANCES ARE:

.XX ±0.13 [.005"]  
 .X ±0.20 [.008"]  
 X ±0.50 [.019"]

ANGULAR TOLERANCES ARE: ALL=±1°

DO NOT SCALE DRAWING

PROJECTION:

DRAWN:	L. Ma	02/29/2016
CHECKED:	J. Zhu	02/29/2016
APPROVED:	M. Dong	02/29/2016

TITLE:  
**N Straight Male Crimp for LMR195/RG58 Cable**



Cmptter Electronics Co., Ltd. [www.cmptter.com](http://www.cmptter.com)

PART No.:  
**50-03-1M18-005**

SIZE: A4	SCALE: 2:1	SHEET: 1/1	REV: C
-------------	---------------	---------------	-----------