

REV	DESCRIPTION OF REVISION	ECN No.	BY	DATE	APPROVED
A	INITIAL RELEASE	—	L. Ma	07/06/10	07/06/10

TECHNICAL DATA

Electrical data

Impedance	50 Ω
Frequency range	0~40 GHz
VSWR	1.20:1

Mechanical data

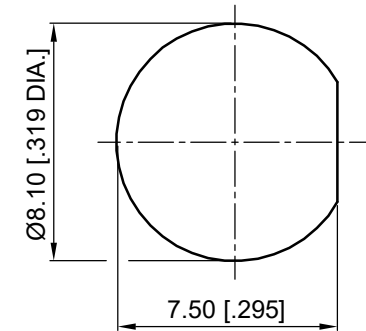
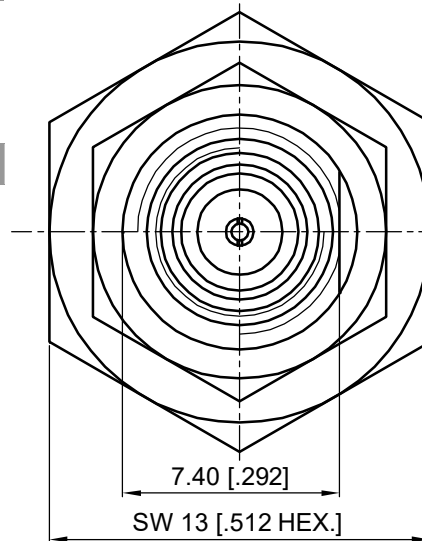
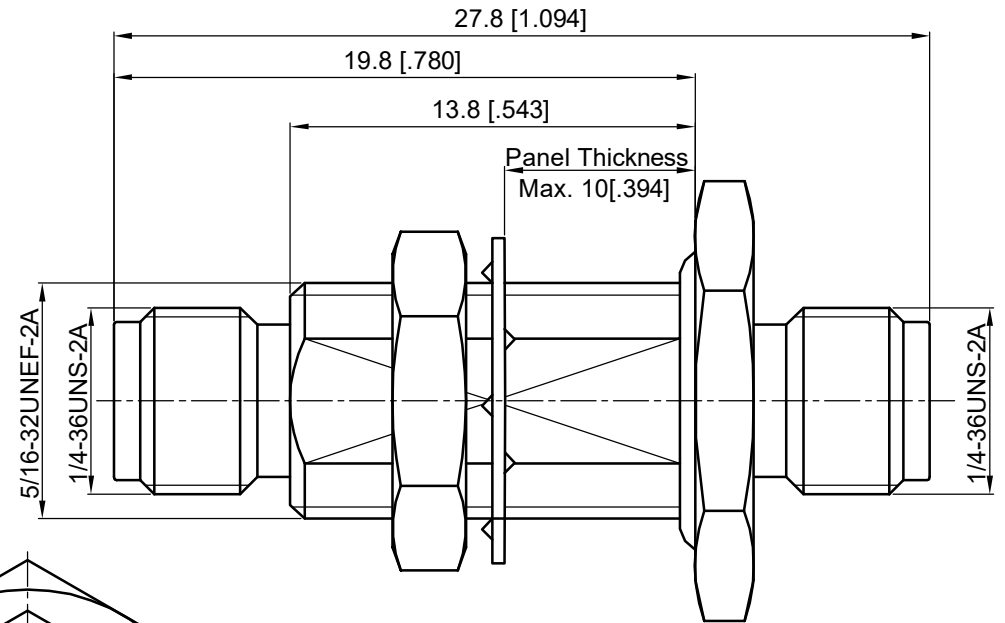
Temperature range	-55 °C ~ +165 °C
Durability (matings)	>500

Material data

Body	Stainless Steel (SU303), Passivated
Pin Contact	Beryllium Copper Alloy, Gold-plated
Insulator	PEI

Interface Standards


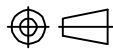
2.92mm	MIL-STD-348A
--------	--------------



Recommended Mounting Hole

NOTES:

- ALL SPECIFICATIONS ARE SUBJECT TO CHANGE WITHOUT NOTICE AT ANY TIME
- CUSTOMER OUTLINE DRAWING FOR REFERENCE ONLY

DRAWN: L. Ma 07/06/10	TITLE:	 www.cmppter.com		
ENGINEER: J. Zhu 07/06/10	Precision Adapter, 2.92mm Bulkhead Female to 2.92mm Female			
APPROVED: M. Dong 07/06/10		 DIMENSIONS IN MILLIMETERS (mm)		
TOLERANCE UNLESS OTHERWISE SPECIFIED	PART No.: P-2.92F-2.92F-202			
X ±0.50 [.019"] .X ±0.20 [.008"] .XX ±0.10 [.004"] ANGLES ±1°	SIZE: A4	SCALE: 4:1	SHEET: 1/1	REV: A