

REVISIONS				
REV	DESCRIPTION OF REVISION	ECN No.	DATE	APPROVED
A	INITIAL RELEASE	—	07/07/2017	M. Dong

TECHNICAL DATA

Electrical

Impedance 50 Ω
 Frequency range 0~40 GHz
 VSWR 1.20:1

Mechanical & Environmental

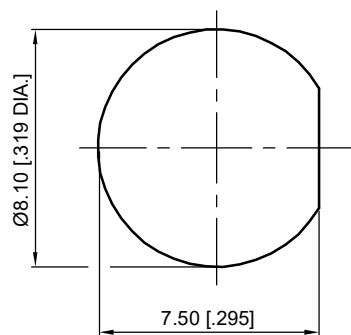
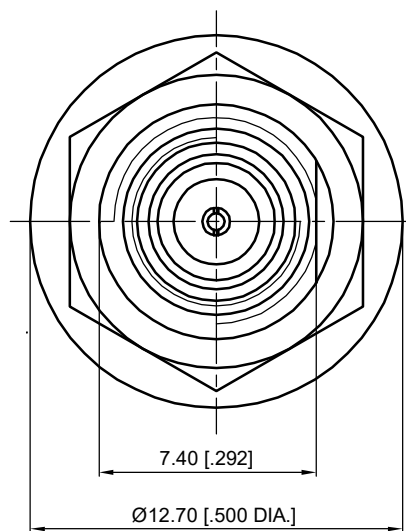
Durability (matings) >500
 Temperature range -55 °C ~ +165 °C
 RoHS Compliant Yes

Material & Finish

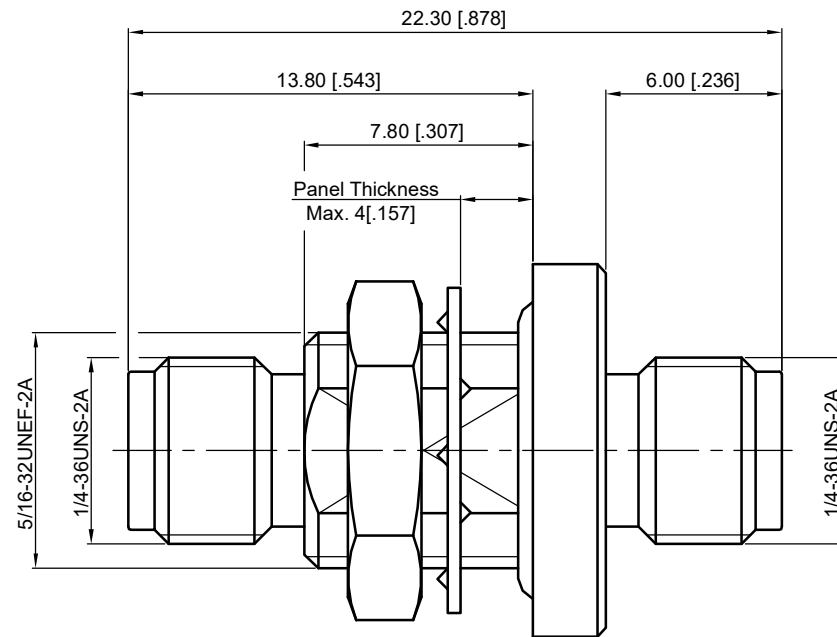
Body Stainless Steel (SU303), Passivated
 Pin Contact Beryllium Copper Alloy, Gold-plated
 Insulator PEI

Interface Standards

2.92mm MIL-STD-348A



Recommended Mounting Hole



NOTES:

- ALL SPECIFICATIONS ARE SUBJECT TO CHANGE WITHOUT NOTICE AT ANY TIME
- UNLESS OTHERWISE SPECIFIED ALL DIMENSIONS ARE NOMINAL.

UNLESS OTHERWISE SPECIFIED, DIMENSIONS ARE IN MILLIMETERS (INCHES). UNLESS OTHERWISE SPECIFIED DIMENSIONAL TOLERANCES ARE: .XX ±0.13 [0.005"] .X ±0.20 [0.008"] X ±0.50 [0.019"] ANGULAR TOLERANCES ARE: ALL= ±1° DO NOT SCALE DRAWING PROJECTION:

DRAWN:	L. Ma	07/07/2017
CHECKED:	J. Zhu	07/07/2017
APPROVED:	M. Dong	07/07/2017

TITLE:
**Precision Adapter, 2.92mm
 Waterproof Bulkhead Female
 to 2.92mm Female**

CMPPTER[®]
 Cmppter Electronics Co., Ltd. www.cmppter.com

PART No.:
P-2.92F-2.92F-308

SIZE: A4	SCALE: 4:1	SHEET: 1/1	REV: A
-------------	---------------	---------------	-----------