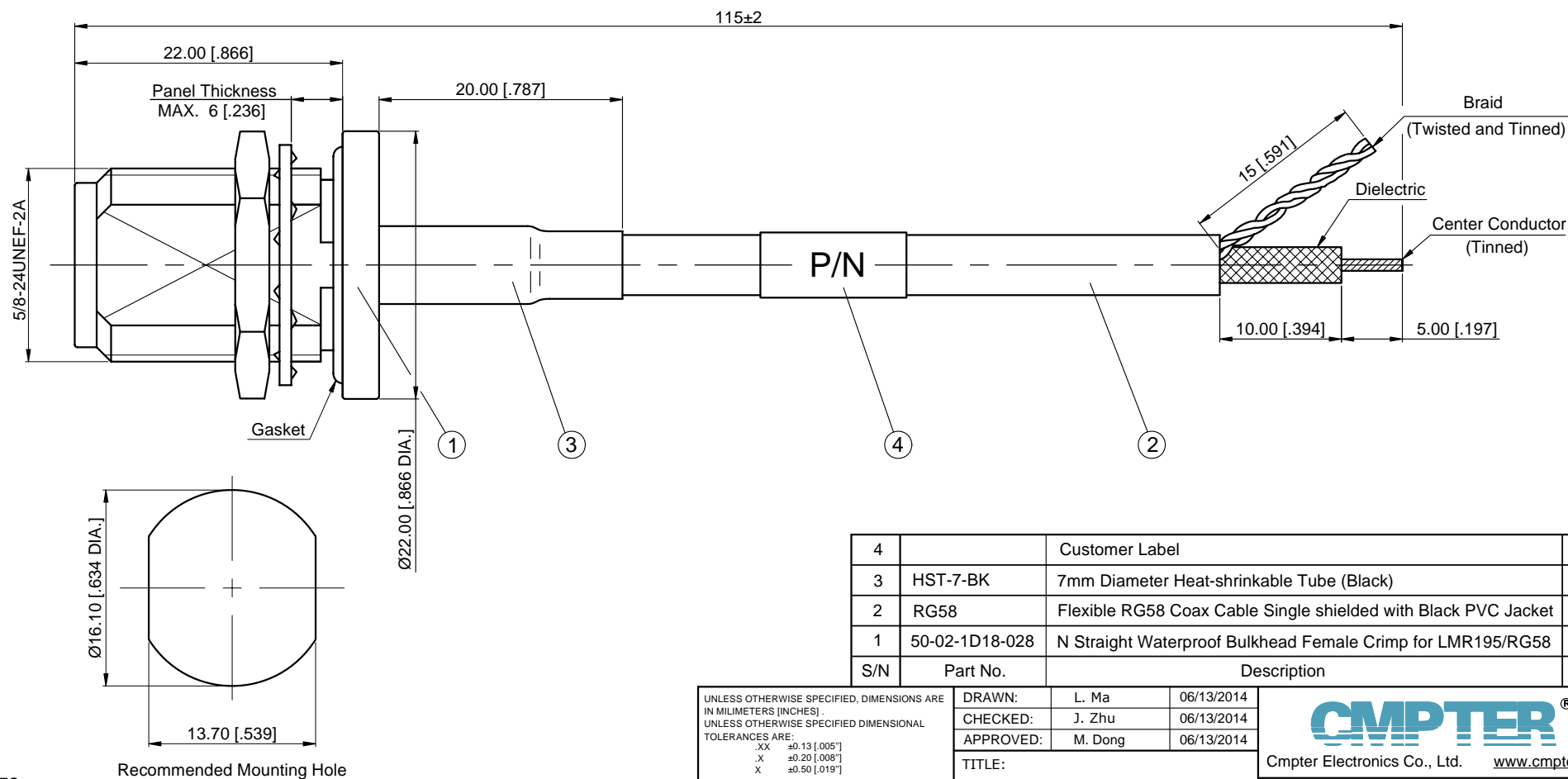


REVISIONS				
REV	DESCRIPTION OF REVISION	ECN No.	DATE	APPROVED
A	INITIAL RELEASE	—	06/13/2014	M. Dong



1. Impedance: 50  $\Omega$
2. Temp. range: -20~+80  $^{\circ}\text{C}$
3. Durability: 500 Cycles
4. Withstanding voltage: 1000 Vrms
5. Frequency range: 0~3 GHz
6. Cable assembly to be 100% tested for continuity

**N Straight Bulkhead Female Connector:**  
 Body - Brass plated Nickel  
 Center contact - Phosphor Bronze plated Gold  
 Washer - Phosphor Bronze plated Nickel  
 Fastening Nut - Brass plated Nickel  
 Insulator - PTFE  
 Gasket - Silicone Rubber



1. ALL SPECIFICATIONS ARE SUBJECT TO CHANGE WITHOUT NOTICE AT ANY TIME  
2. UNLESS OTHERWISE SPECIFIED ALL DIMENSIONS ARE NOMINAL.

4		Customer Label	1
3	HST-7-BK	7mm Diameter Heat-shrinkable Tube (Black)	1
2	RG58	Flexible RG58 Coax Cable Single shielded with Black PVC Jacket	1
1	50-02-1D18-028	N Straight Waterproof Bulkhead Female Crimp for LMR195/RG58	1
S/N	Part No.	Description	QTY

UNLESS OTHERWISE SPECIFIED, DIMENSIONS ARE IN MILLIMETERS [INCHES] . UNLESS OTHERWISE SPECIFIED DIMENSIONAL TOLERANCES ARE: .XX   ±0.13 [005"] .X    ±0.20 [008"] X     ±0.50 [019"] ANGULAR TOLERANCES ARE:    ALL±1° OVERALL CABLE LENGTH TOLERANCES ARE: ±2%	DRAWN: L. Ma                      06/13/2014	 Cmpter Electronics Co., Ltd. <a href="http://www.cmpter.com">www.cmpter.com</a>			
	CHECKED: J. Zhu                    06/13/2014				
	APPROVED: M. Dong               06/13/2014				
	TITLE: <b>Cable Assembly, N Straight          Waterproof Bulkhead Female to          NONE, RG58 Cable, 115mm</b>	PART No.: <b>CA58-NFBW-NONE-115mm-626</b>			
DO NOT SCALE DRAWING					
PROJECTION: 	SIZE: A4		SCALE: 2:1	SHEET: 1/1	REV: A