

REV	DESCRIPTION OF REVISION	ECN No.	BY	DATE	APPROVED
A	INITIAL RELEASE	—	L. Ma	03/14/10	03/14/10

## TECHNICAL DATA

### ■ Electrical data

Impedance	50 Ω
Frequency range	0~18 GHz
VSWR	1.15:1

### ■ Mechanical data

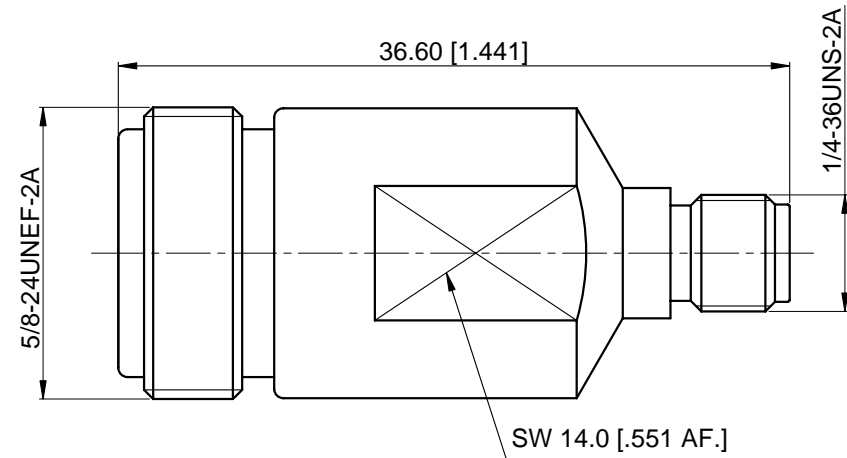
Temperature range	-55 °C ~ +165 °C
Durability (matings)	>500

### ■ Material data

Body	Stainless Steel (SU303), Passivated
Pin Contact	Beryllium Copper Alloy, Gold-plated
Insulator	PEI


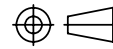
### ■ Interface Standards

N	MIL-STD-348A
3.5mm	IEC60169



#### NOTES:

- ALL SPECIFICATIONS ARE SUBJECT TO CHANGE WITHOUT NOTICE AT ANY TIME
- CUSTOMER OUTLINE DRAWING FOR REFERENCE ONLY

DRAWN: L. Ma 03/14/10	TITLE:	 <a href="http://www.cmptter.com">www.cmptter.com</a>			
ENGINEER: J. Zhu 03/14/10	Precision Adapter, N Female to 3.5mm Female				
APPROVED: M. Dong 03/14/10		 DIMENSIONS IN MILLIMETERS (mm)			
TOLERANCE UNLESS OTHERWISE SPECIFIED	PART No.: P-NF-3.5F-101	SIZE: A4	SCALE: 2.5:1	SHEET: 1/1	REV: A
X ±0.50 [.019"] .X ±0.20 [.008"] .XX ±0.10 [.004"] ANGLES ±1°					