

REV	DESCRIPTION OF REVISION	ECN No.	BY	DATE	APPROVED
A	INITIAL RELEASE	—	H. Xiao	08/04/10	08/04/10

TECHNICAL DATA

Electrical data

Impedance	50 Ω
Frequency range	0~50 GHz
VSWR	1.15:1
Contact resistance	
-centre contact	≤3mΩ
-outer contact	≤2mΩ
Insulation resistance	≥3000MΩ

Mechanical data

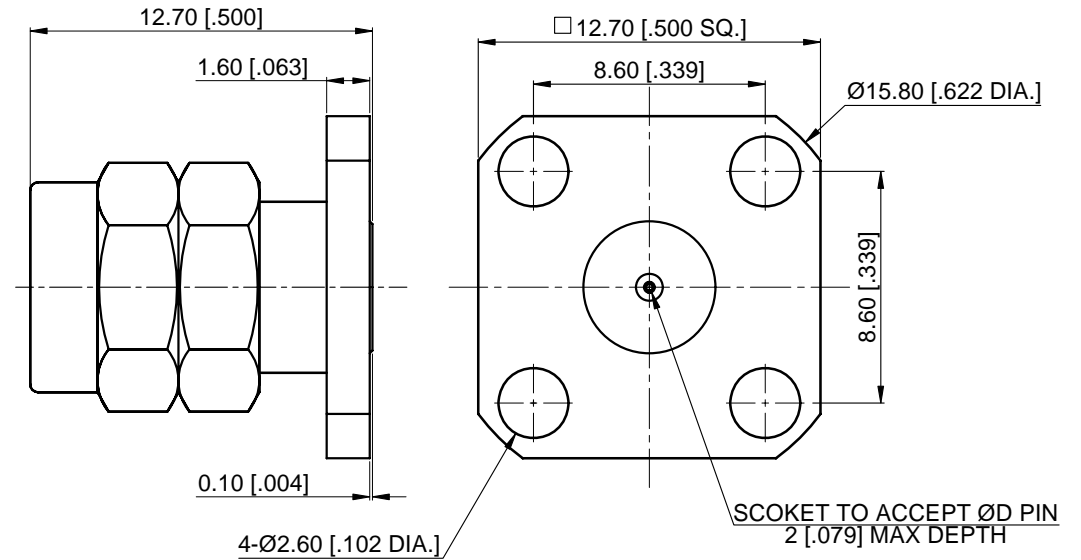
Temperature range	-55 °C ~ +165 °C
Durability (matings)	>500

Material data

Body	Stainless Steel (SU303), Passivated
Pin Contact	Beryllium Copper Alloy, Gold-plated
Insulator	PEI, PTFE

Interface Standards


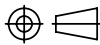
2.4mm	IEEE STD 287-2007
-------	-------------------



Part Number	ØD PIN
97-03-9F5-008A	0.23 [.009]
97-03-9F5-008B	0.30 [.012]
97-03-9F5-008C	0.51 [.020]

NOTES:

- ALL SPECIFICATIONS ARE SUBJECT TO CHANGE WITHOUT NOTICE AT ANY TIME
- CUSTOMER OUTLINE DRAWING FOR REFERENCE ONLY

DRAWN: H. Xiao 08/04/10	TITLE:	 www.cmpter.com
ENGINEER: YF. Zhu 08/04/10	2.4mm Straight Male, 4 Hole Flange, Accept Pin	
APPROVED: M. Dong 08/04/10		
TOLERANCE UNLESS OTHERWISE SPECIFIED		 DIMENSIONS IN MILLIMETERS (mm)
X ±0.50 [.019"] .X ±0.20 [.008"] .XX ±0.10 [.004"] ANGLES ±1°	PART No.: 97-03-9F5-008	SIZE: A4 SCALE: 4:1 SHEET: 1/1 REV: A