

REV	DESCRIPTION OF REVISION	ECN No.	BY	DATE	APPROVED
A	INITIAL RELEASE	—	H. Xiao	07/26/10	07/26/10

TECHNICAL DATA

Electrical data

Impedance	50 Ω
Frequency range	0~40 GHz
VSWR	1.15:1
Contact resistance	
-centre contact	≤3mΩ
-outer contact	≤2mΩ
Insulation resistance	≥3000MΩ

Mechanical data

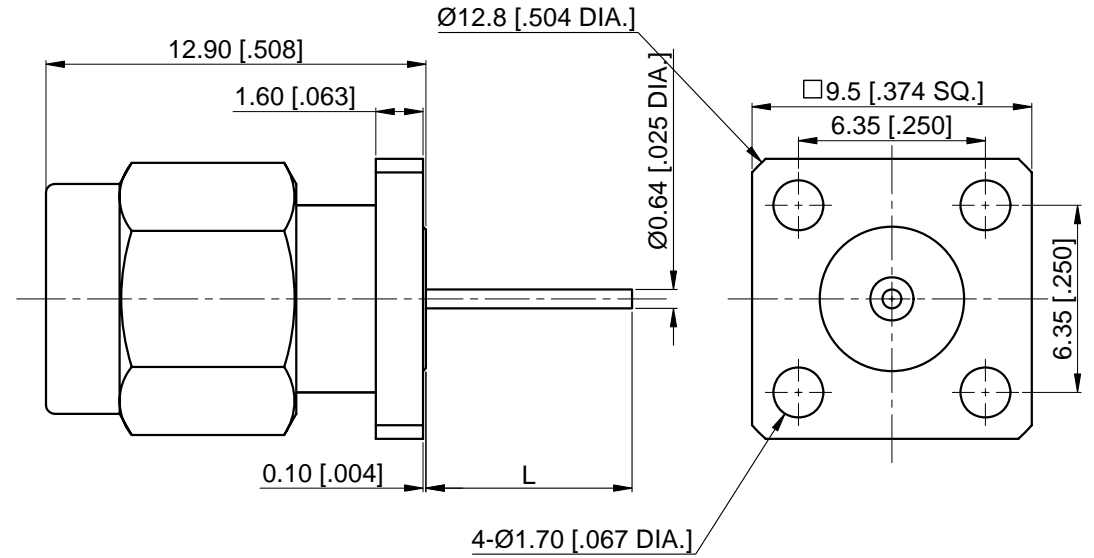
Temperature range	-55 °C ~ +165 °C
Durability (matings)	>500

Material data

Body	Stainless Steel (SU303), Passivated
Pin Contact	Beryllium Copper Alloy, Gold-plated
Insulator	PEI, PTFE

Interface Standards


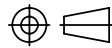
2.92mm	MIL-STD-348A
--------	--------------



Part Number	L
96-03-9F2-032A	10.92 [.430]
96-03-9F2-032B	6.84 [.269]

NOTES:

- ALL SPECIFICATIONS ARE SUBJECT TO CHANGE WITHOUT NOTICE AT ANY TIME
- CUSTOMER OUTLINE DRAWING FOR REFERENCE ONLY

DRAWN: H. Xiao 07/26/10 ENGINEER: YF. Zhu 07/26/10 APPROVED: M. Dong 07/26/10 TOLERANCE UNLESS OTHERWISE SPECIFIED X ±0.50 [.019"] .X ±0.20 [.008"] .XX ±0.10 [.004"] ANGLES ±1°	TITLE: 2.92mm Straight Male, Air Line Through the Wall, 4 Hole Flange	 www.cmptter.com
PART No.: 96-03-9F2-032	 DIMENSIONS IN MILLIMETERS (mm)	SIZE: A4 SCALE: 4:1 SHEET: 1/1 REV: A