

| REV | DESCRIPTION OF REVISION | ECN No. | BY | DATE | APPROVED |
|-----|-------------------------|---------|---------|----------|----------|
| A | INITIAL RELEASE | — | H. Xiao | 07/20/10 | 07/20/10 |

TECHNICAL DATA

Electrical data

| | |
|-----------------------|----------|
| Impedance | 50 Ω |
| Frequency range | 0~40 GHz |
| VSWR | 1.15:1 |
| Contact resistance | |
| -centre contact | ≤3mΩ |
| -outer contact | ≤2mΩ |
| Insulation resistance | ≥3000MΩ |

Mechanical data

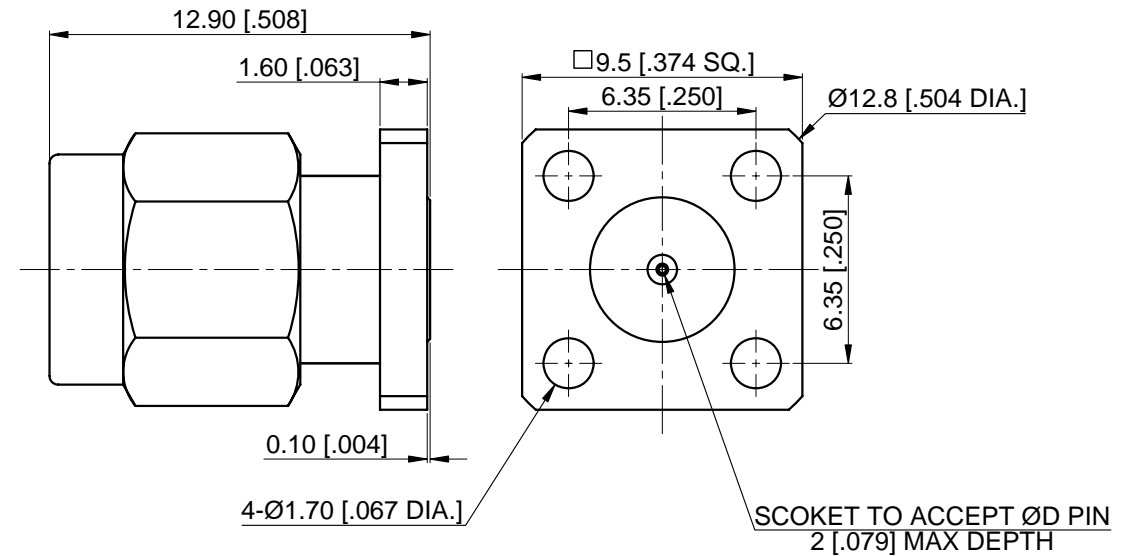
| | |
|----------------------|------------------|
| Temperature range | -55 °C ~ +165 °C |
| Durability (matings) | >500 |

Material data

| | |
|-------------|-------------------------------------|
| Body | Stainless Steel (SU303), Passivated |
| Pin Contact | Beryllium Copper Alloy, Gold-plated |
| Insulator | PEI, PTFE |

Interface Standards


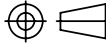
| | |
|--------|--------------|
| 2.92mm | MIL-STD-348A |
|--------|--------------|



| Part Number | ØD PIN |
|----------------|-------------|
| 96-03-9F5-009A | 0.23 [.009] |
| 96-03-9F5-009B | 0.30 [.012] |
| 96-03-9F5-009C | 0.38 [.015] |
| 96-03-9F5-009D | 0.51 [.020] |

NOTES:

- ALL SPECIFICATIONS ARE SUBJECT TO CHANGE WITHOUT NOTICE AT ANY TIME
- CUSTOMER OUTLINE DRAWING FOR REFERENCE ONLY

| | | | | | |
|--------------------------------------|--|--|------------|------------|--------|
| DRAWN: H. Xiao 07/20/10 | TITLE: 2.92mm Straight Male, 4 Hole Flange |  www.cmppter.com | | | |
| ENGINEER: YF. Zhu 07/20/10 | | | | | |
| APPROVED: M. Dong 07/20/10 | |  DIMENSIONS IN MILLIMETERS (mm) | | | |
| TOLERANCE UNLESS OTHERWISE SPECIFIED | PART No.: 96-03-9F5-009 | SIZE: A4 | SCALE: 4:1 | SHEET: 1/1 | REV: A |
| X ±0.50 [.019"] | | | | | |
| .X ±0.20 [.008"] | | | | | |
| .XX ±0.10 [.004"] | | | | | |
| ANGLES ±1° | | | | | |