

REV	DESCRIPTION OF REVISION	ECN No.	BY	DATE	APPROVED
A	INITIAL RELEASE	—	H. Xiao	09/13/11	M. Dong

TECHNICAL DATA

Electrical data

Impedance	50 Ω
Frequency range	0~18 GHz
VSWR	1.15:1
Contact resistance	
-centre contact	≤1mΩ
-outer contact	≤0.2mΩ
Insulation resistance	≥5000MΩ

Mechanical data

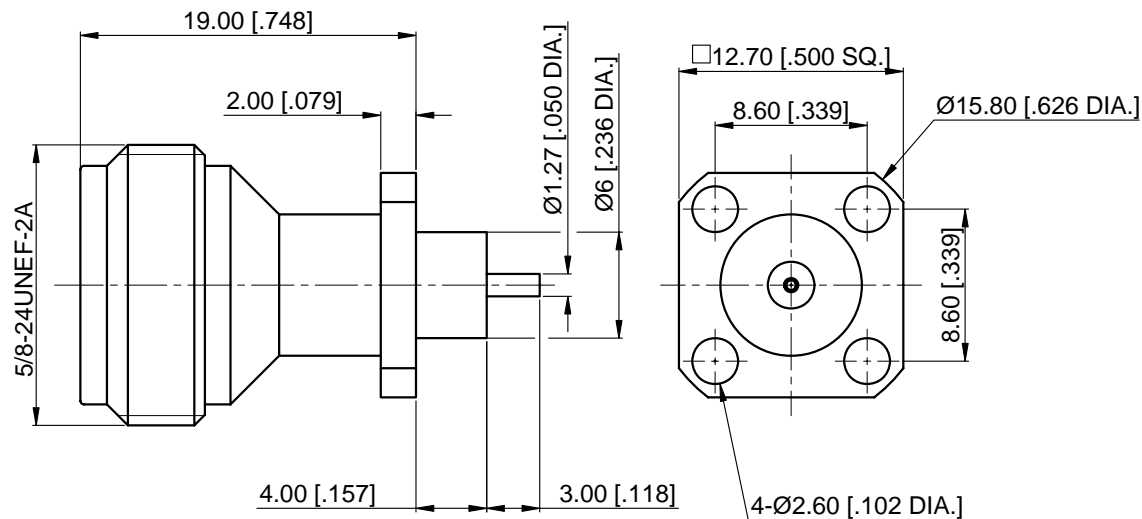
Temperature range	-55 °C ~ +165 °C
Durability (matings)	>500

Material data

Body	Stainless Steel (SU303), Passivated
Pin Contact	Beryllium Copper Alloy, Gold-plated
Insulator	PEI & PTFE


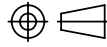
Interface Standards

N	MIL-STD-348A
---	--------------



NOTES:

- ALL SPECIFICATIONS ARE SUBJECT TO CHANGE WITHOUT NOTICE AT ANY TIME
- CUSTOMER OUTLINE DRAWING FOR REFERENCE ONLY

DRAWN: H. Xiao 09/13/11	TITLE:	 www.cmppter.com
ENGINEER: J. Zhu 09/13/11	N Straight Female, Metal Through the Wall, 4 Hole Flange	
APPROVED: M. Dong 09/13/11		
TOLERANCE UNLESS OTHERWISE SPECIFIED		 DIMENSIONS IN MILLIMETERS (mm)
X ±0.50 [.019"] .X ±0.20 [.008"] .XX ±0.10 [.004"] ANGLES ±1°	PART No.: 50-02-9F2-065	SIZE: A4 SCALE: 2.5:1 SHEET: 1/1 REV: A