

REV	DESCRIPTION OF REVISION	ECN No.	BY	DATE	APPROVED
A	INITIAL RELEASE	—	H. Xiao	09/13/11	M. Dong

### TECHNICAL DATA

#### Electrical data

Impedance	50 Ω
Frequency range	0~18 GHz
VSWR	1.15:1
Contact resistance	
-centre contact	≤1mΩ
-outer contact	≤0.2mΩ
Insulation resistance	≥5000MΩ

#### Mechanical data

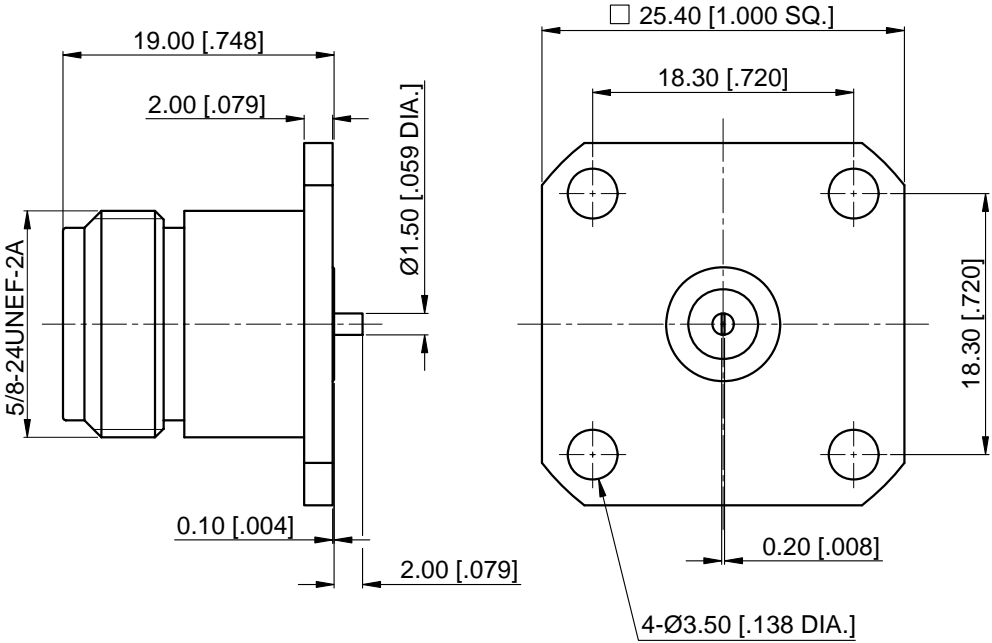
Temperature range	-55 °C ~ +165 °C
Durability (matings)	>500

#### Material data

Body	Stainless Steel (SU303), Passivated
Pin Contact	Beryllium Copper Alloy, Gold-plated
Insulator	PEI & PTFE


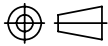
#### Interface Standards

N MIL-STD-348A



NOTES:

- ALL SPECIFICATIONS ARE SUBJECT TO CHANGE WITHOUT NOTICE AT ANY TIME
- CUSTOMER OUTLINE DRAWING FOR REFERENCE ONLY

DRAWN: H. Xiao 09/13/11	TITLE:	 <a href="http://www.cmppter.com">www.cmppter.com</a>			
ENGINEER: J. Zhu 09/13/11	N Straight Female, 4 Hole Flange, With Tab				
APPROVED: M. Dong 09/13/11		 DIMENSIONS IN MILLIMETERS (mm)			
TOLERANCE UNLESS OTHERWISE SPECIFIED					
X ±0.50 [0.019"]		SIZE: A4	SCALE: 2:1	SHEET: 1/1	REV: A
.X ±0.20 [0.008"]		PART No.: 50-02-9F6-068			
.XX ±0.10 [0.004"]					
ANGLES ±1°					