

REVISIONS				
REV	DESCRIPTION OF REVISION	ECN No.	DATE	APPROVED
A	INITIAL RELEASE	—	06/20/2018	M. Dong

TECHNICAL DATA

Electrical

Impedance 50 Ω
 Frequency range 0~ 6 GHz
 Insulation resistance $\geq 5 \times 10^3$ MΩ
 Withstanding voltage 1000 V

Mechanical & Environmental

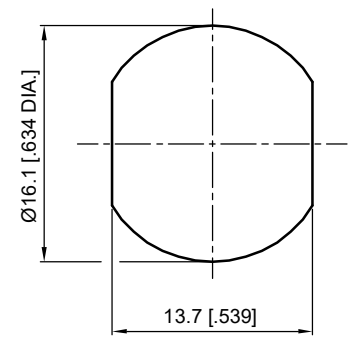
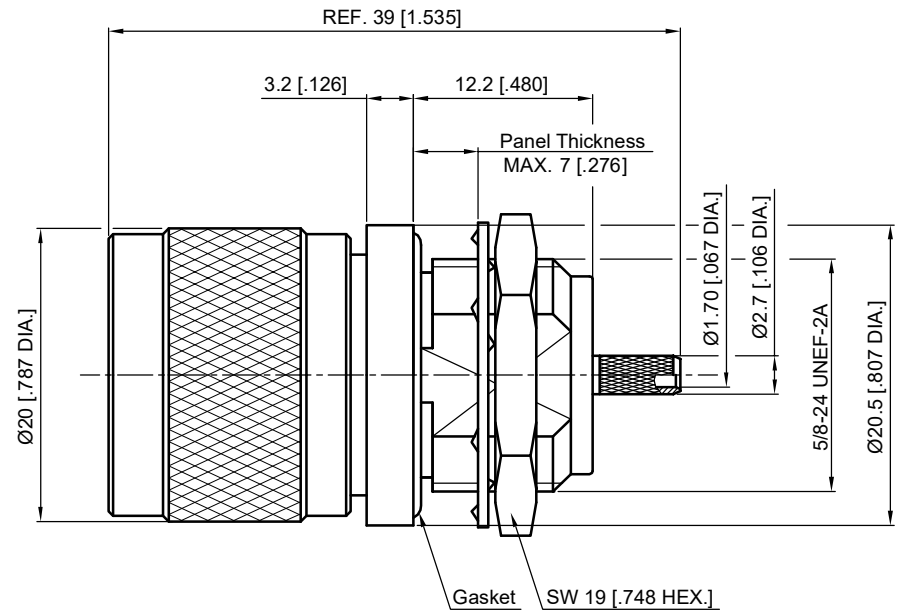
Durability (matings) >500
 Temperature range -55 °C ~ +165 °C
 RoHS Compliant Yes

Material & Finish

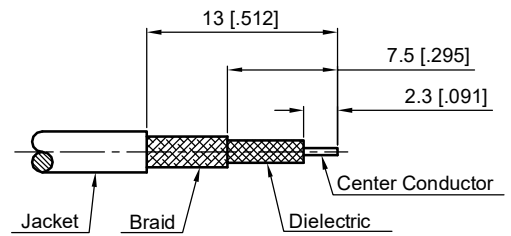
Body Brass, Nickel-plated
 Pin Contact Phosphor Bronze, Gold-plated
 Coupling Nut Brass, Nickel-plated
 Fastening Nut Brass, Nickel-plated
 Crimp Ferrule Brass, Nickel-plated
 Insulator PTFE
 Gasket Silicone Rubber

Interface Standards

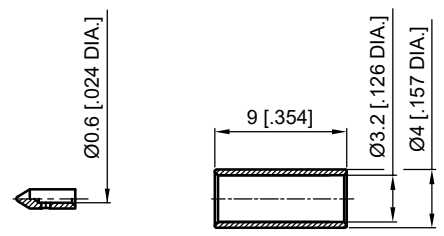
N IEC-60169



Recommend Mounting Hole



Recommended Cable Stripping Dimensions



1. CRIMP FERRULE
 HEX.CRIMP TOOL SIZE: 3.25 [0.128]

NOTES:
 1. ALL SPECIFICATIONS ARE SUBJECT TO CHANGE WITHOUT NOTICE AT ANY TIME
 2. UNLESS OTHERWISE SPECIFIED ALL DIMENSIONS ARE NOMINAL.

UNLESS OTHERWISE SPECIFIED, DIMENSIONS ARE IN MILLIMETERS [INCHES].
 UNLESS OTHERWISE SPECIFIED DIMENSIONAL TOLERANCES ARE:

.XX	±0.13 [0.005"]
.X	±0.20 [0.008"]
X	±0.50 [0.019"]

ANGULAR TOLERANCES ARE: ALL= ±1°

DO NOT SCALE DRAWING

PROJECTION:

DRAWN:	L. Ma	06/20/2018
CHECKED:	J. Zhu	06/20/2018
APPROVED:	M. Dong	06/20/2018

TITLE:
N Straight Waterproof Bulkhead Male Crimp for LMR100/RG174/RG316 Cable

CMPPTER®
 Cmppter Electronics Co., Ltd. www.cmppter.com

PART No.:
50-03-1C00-212

SIZE: A4	SCALE: 2:1	SHEET: 1/1	REV: A
----------	------------	------------	--------