

REVISIONS				
REV	DESCRIPTION OF REVISION	ECN No.	DATE	APPROVED
A	INITIAL RELEASE	---	03/09/2015	M. Dong
B	DIMENSIONS CHANGED	---	03/16/2015	M. Dong

TECHNICAL DATA

Electrical

Impedance 50 Ω
 Frequency range 0~3 GHz
 Insulation resistance $\geq 5 \times 10^3$ MΩ
 Withstanding voltage 1200 V

Mechanical & Environmental

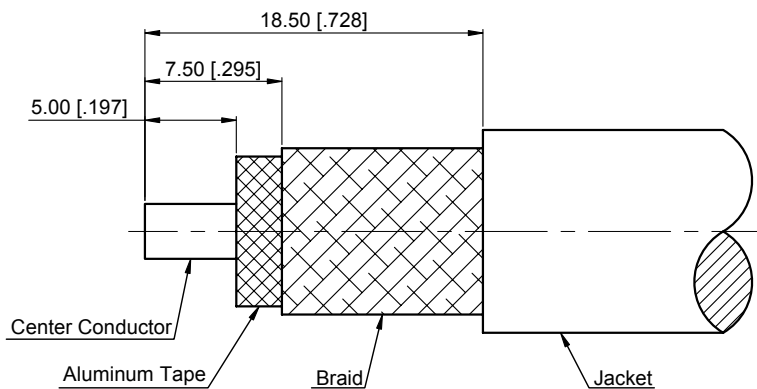
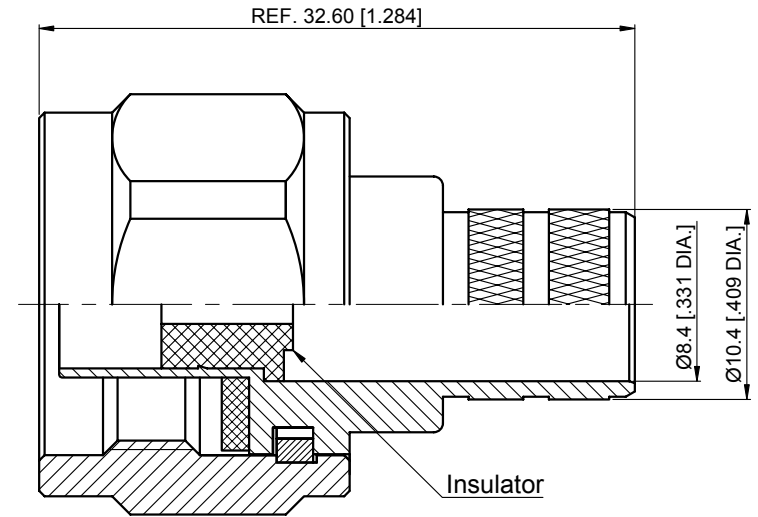
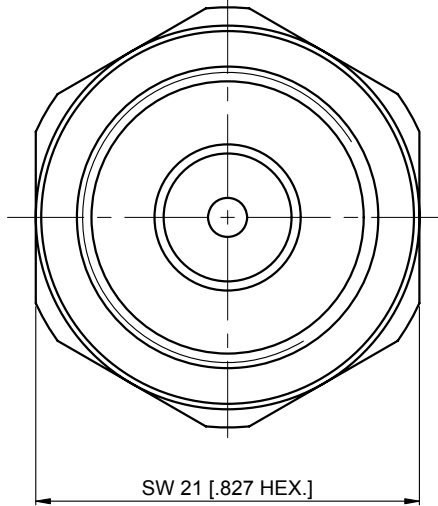
Durability (matings) >500
 Temperature range -55 °C ~ +165 °C
 RoHS Compliant Yes

Material & Finish

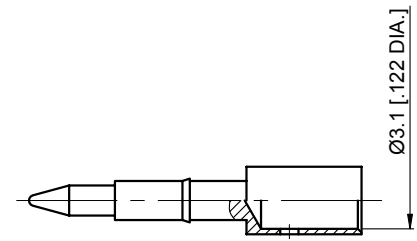
Body Brass, Nickel-plated
 Pin Contact Brass, Gold-plated
 Coupling Nut Brass, Nickel-plated
 Insulator PTFE
 Gasket Silicone Rubber

Interface Standards

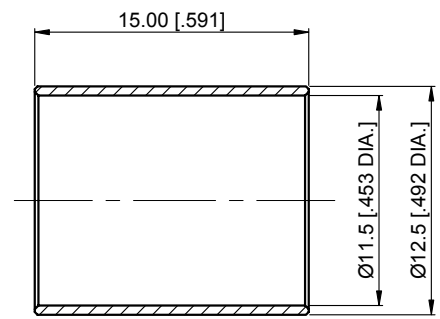
N IEC-60169



Recommend Cable Stripping Dimensions



1. CRIMP FERRULE
 HEX. CRIMP TOOL SIZE : 11.5 [.454]



NOTES:
 1. ALL SPECIFICATIONS ARE SUBJECT TO CHANGE WITHOUT NOTICE AT ANY TIME
 2. UNLESS OTHERWISE SPECIFIED ALL DIMENSIONS ARE NOMINAL.

UNLESS OTHERWISE SPECIFIED, DIMENSIONS ARE IN MILLIMETERS (INCHES).
 UNLESS OTHERWISE SPECIFIED DIMENSIONAL TOLERANCES ARE:

XX	±0.13 [.005"]
X	±0.20 [.008"]
X	±0.50 [.019"]

ANGULAR TOLERANCES ARE: ALL=±1°

DO NOT SCALE DRAWING

PROJECTION:

DRAWN:	L. Ma	03/16/2015
CHECKED:	J. Zhu	03/16/2015
APPROVED:	M. Dong	03/16/2015

TITLE:
N Straight Male Crimp for 8D-HFAE Cable

CMPPTER[®]
 Cmppter Electronics Co., Ltd. www.cmppter.com

PART No.:
50-03-1M96-137

SIZE: A4	SCALE: 2.5:1	SHEET: 1/1	REV: B
----------	--------------	------------	--------