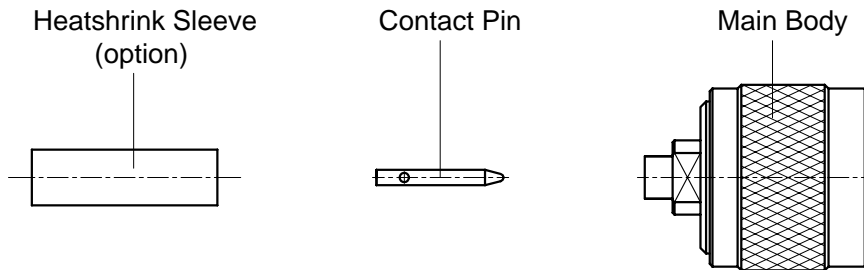


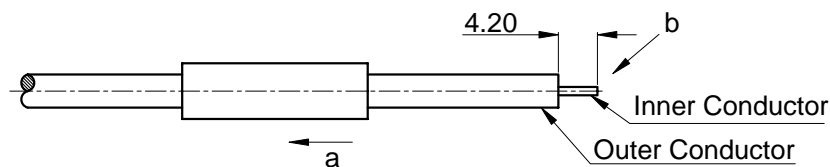
P/N: 50-03-2M06-001 (REV. B)

Description: N Straight Male Solder for RG402/.141 Cable



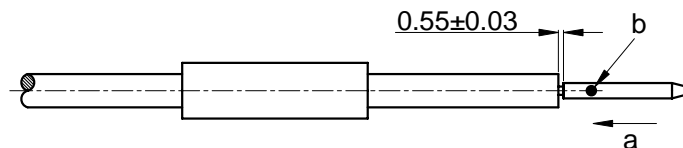
STEP 1

- Slide the Heatshrink Sleeve onto the cable (option).
- Strip the cable according to the dimensions as below.



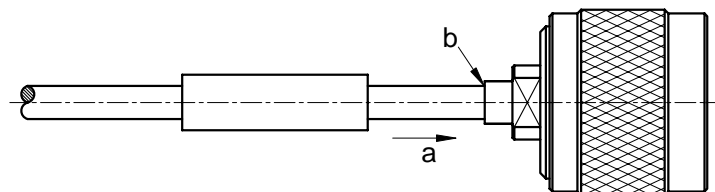
STEP 2

- Slide the Contact Pin onto the inner conductor, ensure the dimension 0.55 ± 0.03 between the bottom of Contact Pin and cable dielectric.
- Solder the Contact Pin onto the cable.



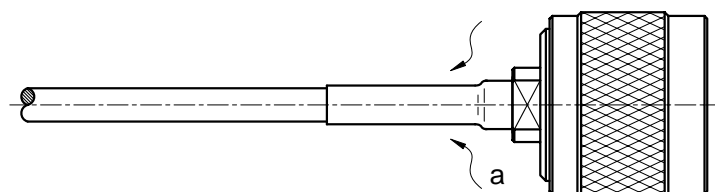
STEP 3

- Slide the cable into the Main Body until it stops.
- Solder the cable onto the Main Body.



STEP 4

- Slide the Heatshrink Sleeve over the Main Body and heatshrink it in place (option).



Note: Dimensions in millimeters (mm).