

REV	DESCRIPTION OF REVISION	ECN No.	BY	DATE	APPROVED
A	INITIAL RELEASE	—	H. Xiao	09/13/11	M. Dong

## TECHNICAL DATA

### Electrical data

Impedance	50 Ω
Frequency range	0~18 GHz
VSWR	1.15:1
Contact resistance	
-centre contact	≤1mΩ
-outer contact	≤0.2mΩ
Insulation resistance	≥5000MΩ

### Mechanical data

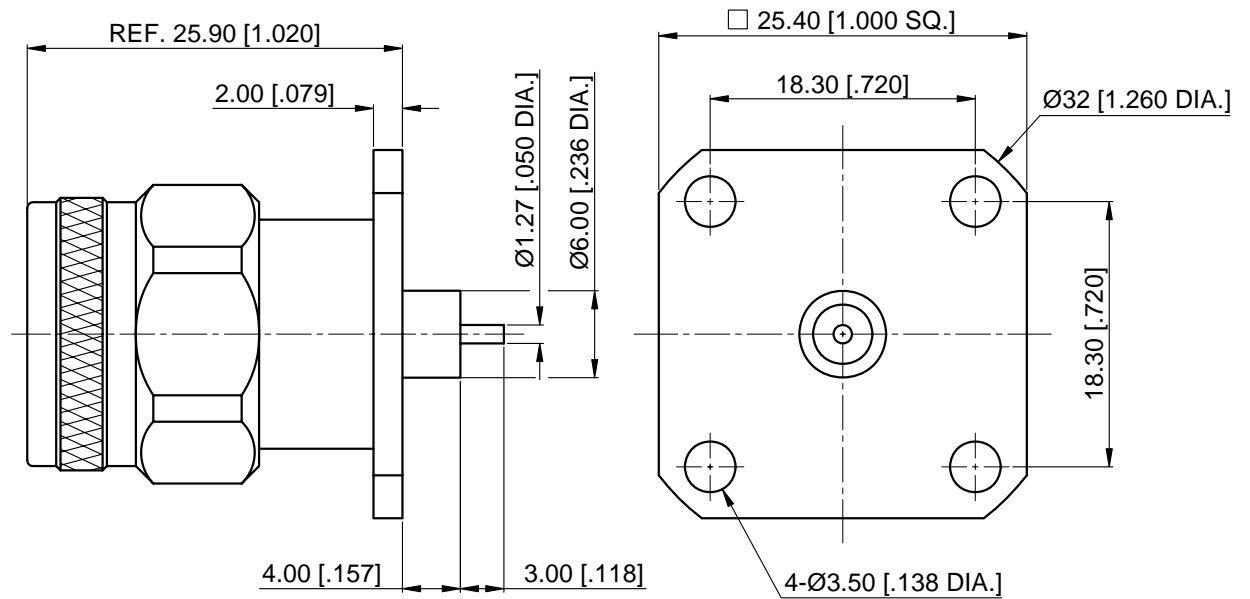
Temperature range	-55 °C ~ +165 °C
Durability (matings)	>500

### Material data

Body	Stainless Steel (SU303), Passivated
Pin Contact	Beryllium Copper Alloy, Gold-plated
Insulator	PEI & PTFE


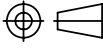
### Interface Standards

N	MIL-STD-348A
---	--------------



#### NOTES:

- ALL SPECIFICATIONS ARE SUBJECT TO CHANGE WITHOUT NOTICE AT ANY TIME
- CUSTOMER OUTLINE DRAWING FOR REFERENCE ONLY

DRAWN: H. Xiao 09/13/11	TITLE:	 <a href="http://www.cmppter.com">www.cmppter.com</a>			
ENGINEER: J. Zhu 09/13/11	N Straight Male, Metal Through the Wall, 4 Hole Flange				
APPROVED: M. Dong 09/13/11		 DIMENSIONS IN MILLIMETERS (mm)			
TOLERANCE UNLESS OTHERWISE SPECIFIED	PART No.: 50-03-9F2-066				
X ±0.50 [.019"]					
.X ±0.20 [.008"]					
.XX ±0.10 [.004"]					
ANGLES ±1°					