

TECHNICAL DATA

Electrical

Impedance 50 Ω
 Frequency range 0~6 GHz
 Insulation resistance ≥5000MΩ

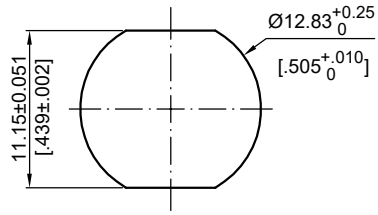
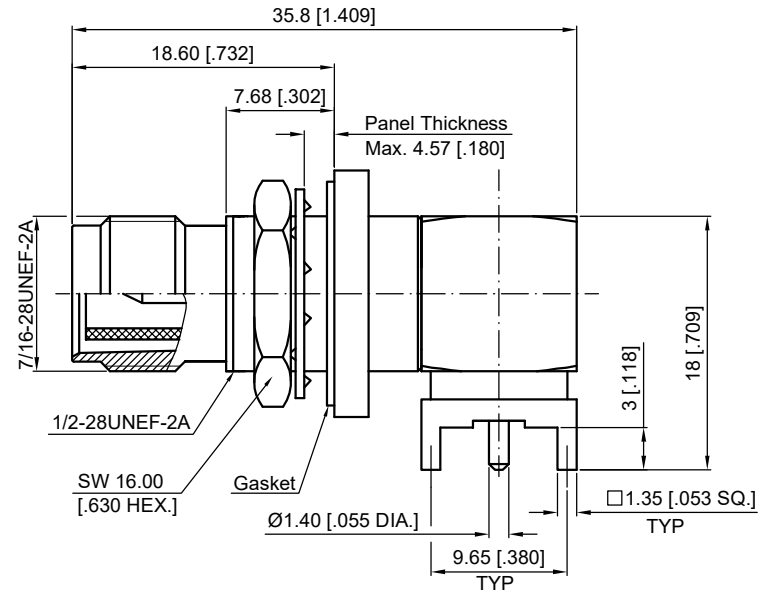
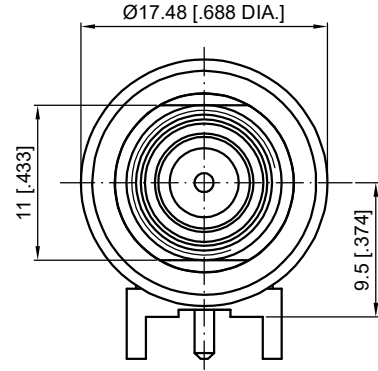
Mechanical & Environmental

Durability (matings) >500
 Temperature range -55 °C ~ +165 °C
 RoHS Compliant Yes

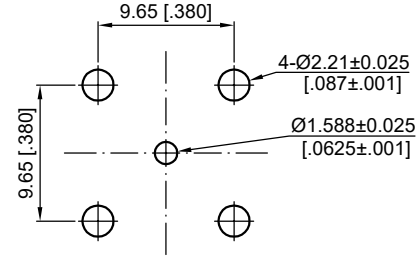
Material & Finish

Body Front Brass, Nickel-plated
 Body Rear Brass, Albaloy-plated (Cu-Sn-Zn)
 Pin Contact Brass, Gold-plated
 Washer Phosphor Bronze, Nickel-plated
 Fastening Nut Brass, Gold-plated
 Insulator PTFE
 Gasket Silicone Rubber

REVISIONS				
REV	DESCRIPTION OF REVISION	ECN No.	DATE	APPROVED
A	INITIAL RELEASE	—	05/17/2017	M. Dong



Recommended Panel Mounting Hole



Recommended PCB Layout

- NOTES:
- ALL SPECIFICATIONS ARE SUBJECT TO CHANGE WITHOUT NOTICE AT ANY TIME
 - UNLESS OTHERWISE SPECIFIED ALL DIMENSIONS ARE NOMINAL.

UNLESS OTHERWISE SPECIFIED, DIMENSIONS ARE IN MILLIMETERS (INCHES).
 UNLESS OTHERWISE SPECIFIED DIMENSIONAL TOLERANCES ARE:
 .XX ±0.13 [.005"]
 X ±0.20 [.008"]
 X ±0.50 [.019"]

ANGULAR TOLERANCES ARE: ALL = ±1°

DO NOT SCALE DRAWING

PROJECTION:

DRAWN:	L. Ma	05/17/2017
CHECKED:	K. Liu	05/17/2017
APPROVED:	M. Dong	05/17/2017

TITLE: RP TNC Right Angle Female for PCB Mount

CMPPTER[®]
 Cmppter Electronics Co., Ltd. www.cmppter.com

PART No.: **81-15-7L2-013**

SIZE: A4	SCALE: 2:1	SHEET: 1/1	REV: A
----------	------------	------------	--------