

REV	DESCRIPTION OF REVISION	ECN No.	BY	DATE	APPROVED
A	INITIAL RELEASE	—	H. Xiao	03/01/11	M. Dong

TECHNICAL DATA

Electrical data

Impedance	50 Ω
Frequency range	0~27 GHz
VSWR	1.10:1 (0~18GHz) 1.15:1 (18GHz~27GHz)
Contact resistance	
-centre contact	≤3mΩ
-outer contact	≤2mΩ
Insulation resistance	≥5000MΩ

Mechanical data

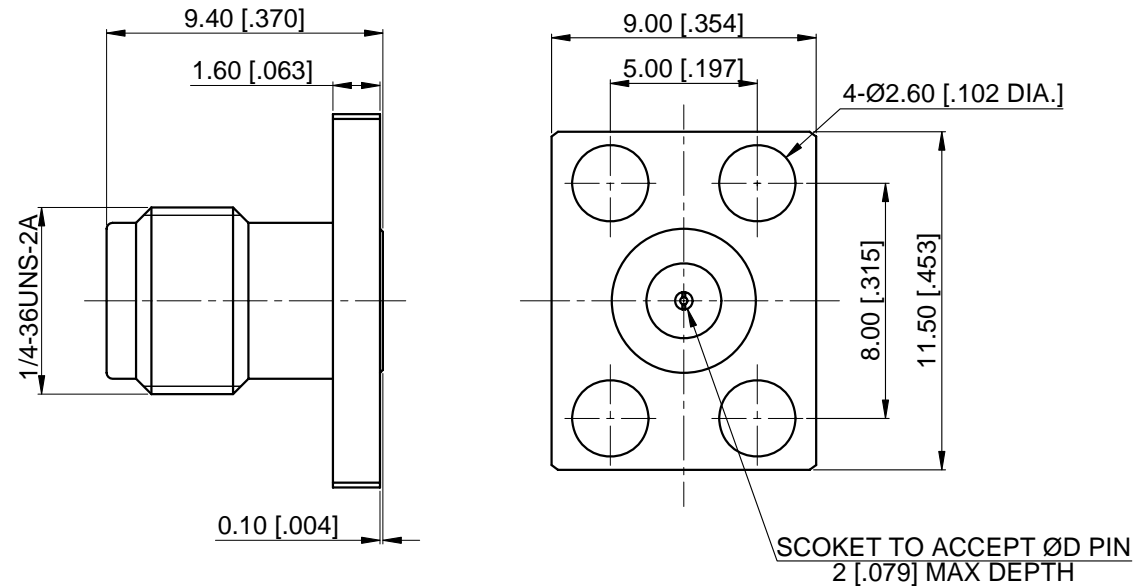
Temperature range	-55 °C ~ +165 °C
Durability (matings)	>500

Material data

Body	Stainless Steel (SU303), Passivated
Pin Contact	Beryllium Copper Alloy, Gold-plated
Insulator	PEI, PTFE

Interface Standards


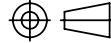
SMA	MIL-STD-348A
-----	--------------



Part Number	ØD PIN
60-02-9F5-077A	0.23 [0.009]
60-02-9F5-077B	0.30 [0.012]
60-02-9F5-077C	0.38 [0.015]
60-02-9F5-077D	0.46 [0.018]
60-02-9F5-077E	0.51 [0.020]

NOTES:

- ALL SPECIFICATIONS ARE SUBJECT TO CHANGE WITHOUT NOTICE AT ANY TIME
- CUSTOMER OUTLINE DRAWING FOR REFERENCE ONLY

DRAWN: H. Xiao 03/01/11	TITLE:	 www.cmppter.com
ENGINEER: YF. Zhu 03/01/11	SMA Straight Female, 4 Hole Flange, Accept Pin	
APPROVED: M. Dong 03/01/11		
TOLERANCE UNLESS OTHERWISE SPECIFIED		 DIMENSIONS IN MILLIMETERS (mm)
X ±0.50 [0.019"] .X ±0.20 [0.008"] .XX ±0.10 [0.004"] ANGLES ±1°	PART No.: 60-02-9F5-077	SIZE: A4 SCALE: 4:1 SHEET: 1/1 REV: A