

TECHNICAL DATA

Electrical

Impedance	50 Ω
Frequency range	0~3 GHz
Withstanding voltage	750 V
Insulation resistance	≥5000MΩ

Mechanical & Environmental

Durability (matings)	>500
Temperature range	-55 °C ~ +165 °C
RoHS Compliant	Yes

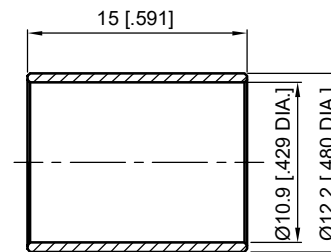
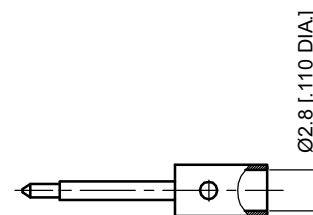
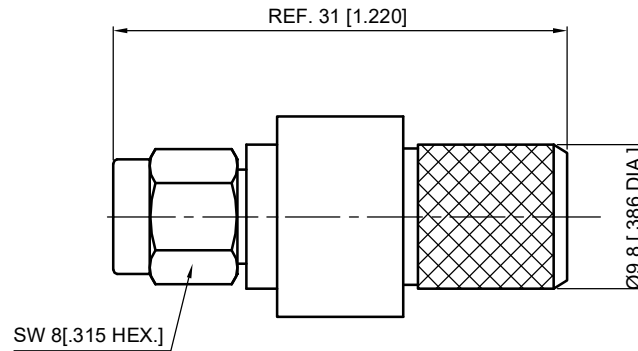
Material & Finish

Body	Brass, Nickel-plated
Pin Contact	Brass, Gold-plated
Coupling Nut	Brass, Nickel-plated
Crimp Ferrule	Copper,Nickel -plated
Insulator	PTFE
Gasket	Silicone rubber

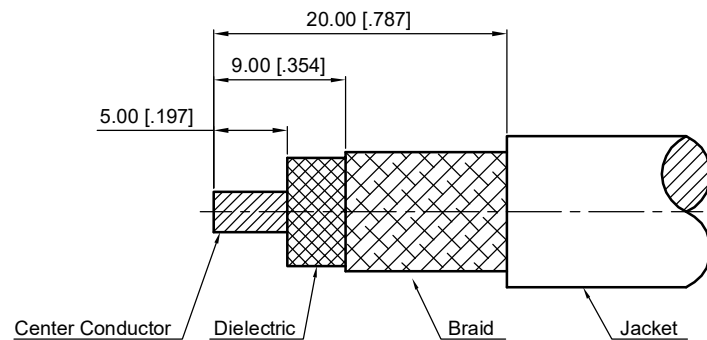
Interface Standards

SMA	IEC-60169
-----	-----------

REVISIONS				
REV	DESCRIPTION OF REVISION	ECN No.	DATE	APPROVED
A	INITIAL RELEASE	—	03/15/2007	M. Dong
B	STRUCTURE CHANGED	—	06/21/2010	M. Dong
C	STRUCTURE CHANGED	—	04/16/2018	M. Dong



1. CRIMP FERRULE
HEX.CRIMP TOOL SIZE: 10.9 [.429]



Cable Stripping Dimensions

UNLESS OTHERWISE SPECIFIED, DIMENSIONS ARE IN MILLIMETERS (INCHES). UNLESS OTHERWISE SPECIFIED DIMENSIONAL TOLERANCES ARE: .XX ±0.13 [.005"] .X ±0.20 [.008"] X ±0.50 [.019"]	
ANGULAR TOLERANCES ARE: ALL= ±1°	
DO NOT SCALE DRAWING	
PROJECTION:	

DRAWN:	L. Ma	04/16/2018
CHECKED:	J. Zhu	04/16/2018
APPROVED:	M. Dong	04/16/2018

TITLE:
SMA Straight Male Crimp for LMR400 Cable

CMPPTER[®]
Cmppter Electronics Co., Ltd. www.cmppter.com

PART No.:
60-03-1M01-005

SIZE: A4	SCALE: 2:1	SHEET: 1/1	REV: C
-------------	---------------	---------------	-----------

NOTES:

- ALL SPECIFICATIONS ARE SUBJECT TO CHANGE WITHOUT NOTICE AT ANY TIME
- UNLESS OTHERWISE SPECIFIED ALL DIMENSIONS ARE NOMINAL.