

REV	DESCRIPTION OF REVISION	ECN No.	BY	DATE	APPROVED
A	INITIAL RELEASE	—	L. Ma	05/05/09	M. Dong
B	PART NUMBER CHANGED	—	L. Ma	04/12/11	M. Dong

TECHNICAL DATA

Electrical data

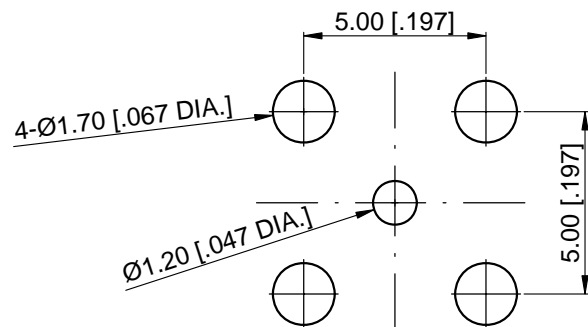
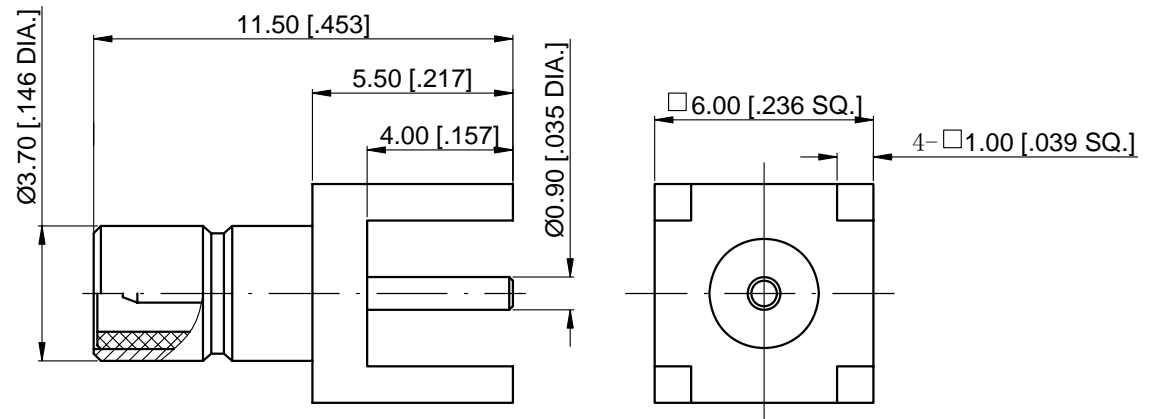
Impedance	50 Ω
Frequency range	0~4 GHz
Insulation resistance	≥5×10 ³ MΩ
Withstanding voltage	750V

Mechanical data

Temperature range	-40 °C ~ +85 °C
Durability (matings)	>500

Material data


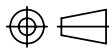
Bodies	Brass,Gold-plated
Pin Contact	Brass,Gold-plated
Insulator	PTFE



Recommended Mounting Holes

NOTES:

- ALL SPECIFICATIONS ARE SUBJECT TO CHANGE WITHOUT NOTICE AT ANY TIME
- CUSTOMER OUTLINE DRAWING FOR REFERENCE ONLY

DRAWN: L. Ma 04/12/11	TITLE:	 www.cmptter.com			
ENGINEER: J. Zhu 04/12/11	SMB Straight Female for PCB				
APPROVED: M. Dong 04/12/11		 DIMENSIONS IN MILLIMETERS (mm)			
TOLERANCE UNLESS OTHERWISE SPECIFIED	PART No.: 70-02-5L2-003				
X ±0.50 [.019"] .X ±0.20 [.008"] .XX ±0.10 [.004"] ANGLES ±1°		SIZE: A4	SCALE: 5:1	SHEET: 1/1	REV: B