

REVISIONS

REV	DESCRIPTION OF REVISION	ECN No.	DATE	APPROVED
A	INITIAL RELEASE	—	04/28/2018	M. Dong

**TECHNICAL DATA**

**Electrical**

Impedance 50 Ω  
 Frequency range 0~3 GHz  
 Withstanding voltage 500 V  
 Insulation resistance ≥3000MΩ

**Mechanical & Environmental**

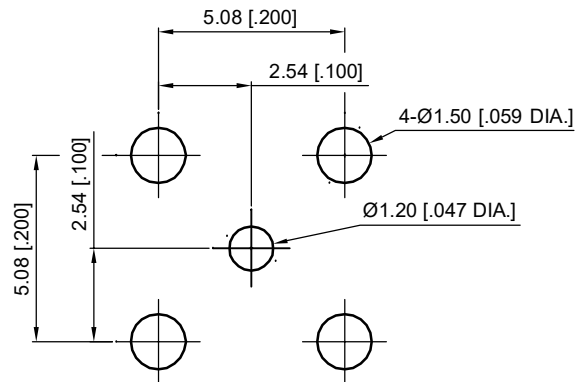
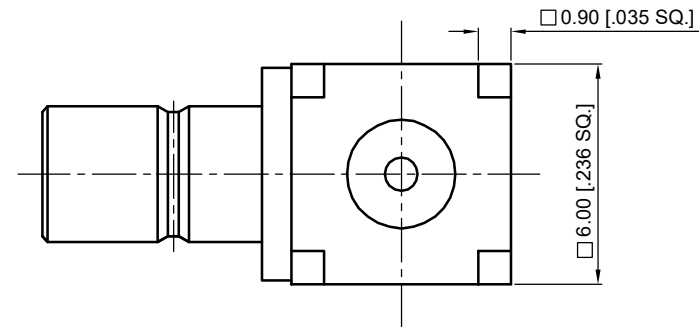
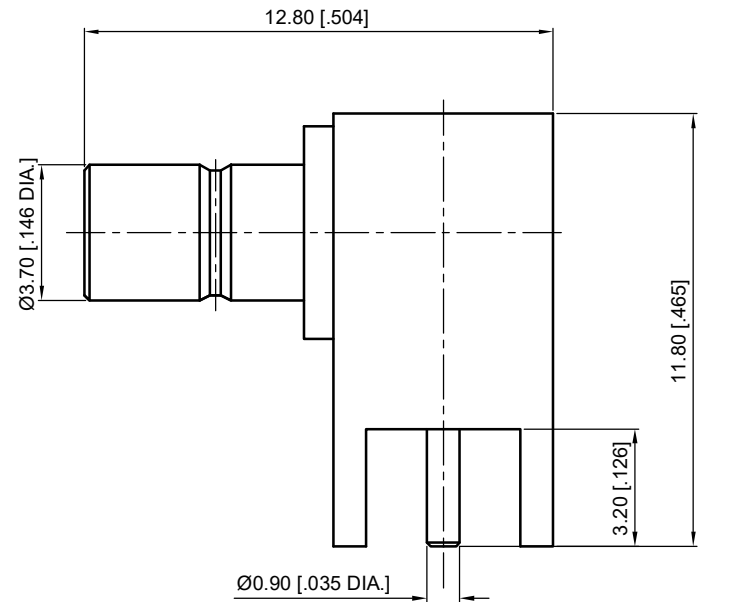
Durability (matings) >500  
 Temperature range -55 °C ~ +165 °C  
 RoHS Compliant Yes

**Material & Finish**

Body Brass, Gold-plated  
 Pin Contact Brass, Gold-plated  
 Crimp Ferrule Copper, Nickel -plated  
 Insulator PTFE

**Interface Standards**

SMB IEC-60169



Recommended Mounting Hole

NOTES:

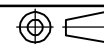
1. ALL SPECIFICATIONS ARE SUBJECT TO CHANGE WITHOUT NOTICE AT ANY TIME
2. UNLESS OTHERWISE SPECIFIED ALL DIMENSIONS ARE NOMINAL.

UNLESS OTHERWISE SPECIFIED, DIMENSIONS ARE IN MILLIMETERS [INCHES].  
 UNLESS OTHERWISE SPECIFIED DIMENSIONAL TOLERANCES ARE:  
 .XX ±0.13 [.005"]  
 X ±0.20 [.008"]  
 X ±0.50 [.019"]

ANGULAR TOLERANCES ARE: ALL= ±1°

DO NOT SCALE DRAWING

PROJECTION:



DRAWN:	L. Ma	04/28/2018
CHECKED:	J. Zhu	04/28/2018
APPROVED:	M. Dong	04/28/2018

TITLE:  
**SMB Right Angle Jack for PCB  
 (Male Center Contact)**



Cmppter Electronics Co., Ltd. [www.cmppter.com](http://www.cmppter.com)

PART No.:  
**70-12-7M2-077**

SIZE: A4	SCALE: 4:1	SHEET: 1/1	REV: A
-------------	---------------	---------------	-----------