

REVISIONS

REV	DESCRIPTION OF REVISION	ECN No.	DATE	APPROVED
A	INITIAL RELEASE	---	03/01/2007	M. Dong
B	STRUCTURE CHANGED	---	04/25/2010	M. Dong
C	STRUCTURE CHANGED	---	06/18/2013	M. Dong

TECHNICAL DATA

Electrical

Impedance 50 Ω  
 Frequency range 0~3 GHz  
 Withstanding voltage 1000 V  
 Insulation resistance ≥5000MΩ

Mechanical & Environmental

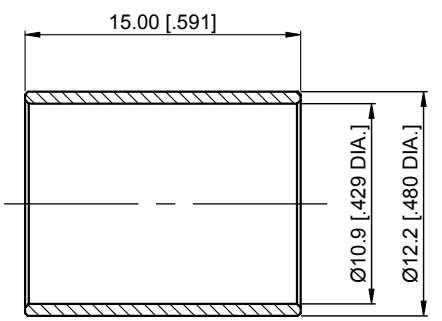
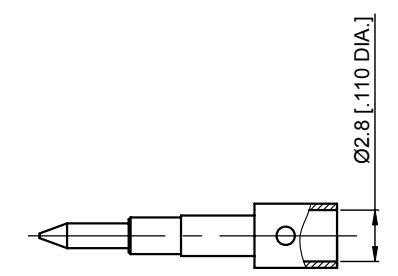
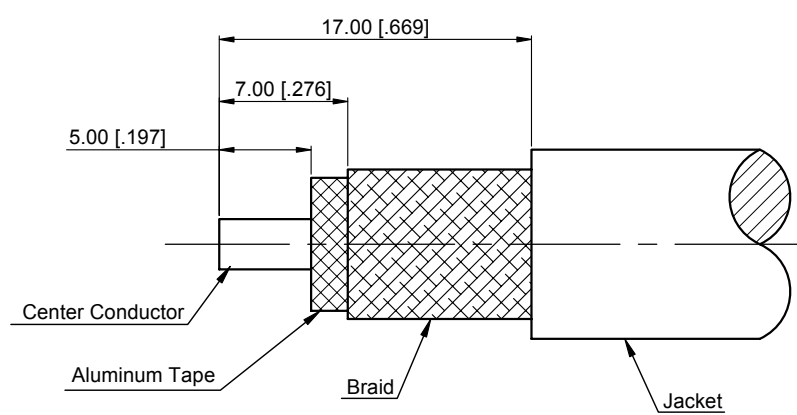
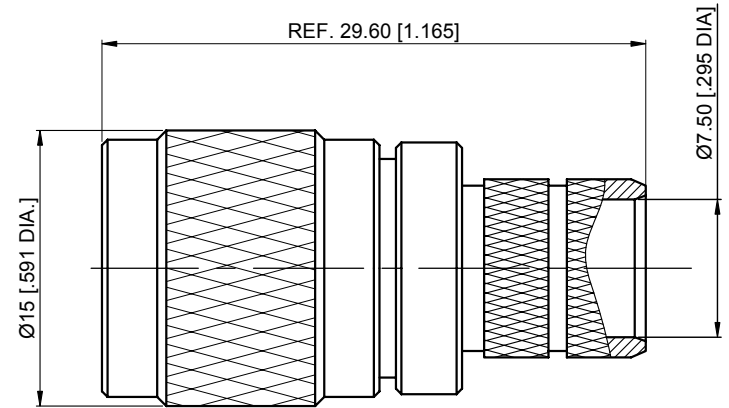
Durability (matings) >500  
 Temperature range -55 °C ~ +165 °C  
 RoHS Compliant Yes

Material & Finish

Body Brass, Nickel-plated  
 Pin Contact Brass, Gold-plated  
 Coupling Nut Brass, Nickel-plated  
 Insulator PTFE  
 Gasket Silicone Rubber

Interface Standards

TNC IEC-60169



1.CRIMP FERRULE  
 HEX. CRIMP TOOL SIZE : 10.9 [.429]

Recommended Cable Stripping Dimensions

- NOTES:
- ALL SPECIFICATIONS ARE SUBJECT TO CHANGE WITHOUT NOTICE AT ANY TIME
  - UNLESS OTHERWISE SPECIFIED ALL DIMENSIONS ARE NOMINAL.

UNLESS OTHERWISE SPECIFIED, DIMENSIONS ARE IN MILLIMETERS [INCHES].  
 UNLESS OTHERWISE SPECIFIED DIMENSIONAL TOLERANCES ARE:

XX	±0.13 [.005"]
X	±0.20 [.008"]
X	±0.50 [.019"]

ANGULAR TOLERANCES ARE: ALL=±1°

DO NOT SCALE DRAWING

PROJECTION:

DRAWN:	L. Ma	06/18/2013
CHECKED:	J. Zhu	06/18/2013
APPROVED:	M. Dong	06/18/2013

TITLE:  
**TNC Straight Male Crimp for LMR400 Cable**

**CMPPTER**<sup>®</sup>  
 Cmppter Electronics Co., Ltd. [www.cmppter.com](http://www.cmppter.com)

PART No.:  
**80-03-1M01-005**

SIZE: A4	SCALE: 2.5:1	SHEET: 1/1	REV: C
-------------	-----------------	---------------	-----------